

Outgoing foreign currency remittance refund request form

To: Sony Bank Inc.

Please enter inside the frame.

Requested date (MM/DD/YYYY)						
Address	Postal code 〒					
Telephone number	()					
Name						
Account number						

I am requesting to refund of the following outgoing foreign currency remittance.

I authorized Sony Bank to debit the fees from my yen savings account.

Please enter your transaction details and reason for refund (Please refer to your transaction history).

Note: Please use capital alphanumeric characters

Transaction number	PY • TR — —
Date (MM/DD/YYYY)	
Currency / Amount	
Beneficiary name	
Beneficiary bank	
Reason for refund	

- **The refund fee is 5,000 yen.** The fees will be debited from your account.
- In addition to the refund fee, you may be charged other fees and expenses from related banks. Also, the fees payable to related banks may be deducted from the remitted fund.
- An outgoing foreign currency remittance may not be refunded if it has already been paid out or if the request is rejected by related banks, legal restrictions, or measures taken by government agencies, courts, etc.
- Refunding a foreign currency fund transfer between Sony Bank accounts requires a consent from the beneficiary. The refund may not be processed if the consent is not obtained.
- Please understand that the fee will not be refunded even if the refund request is rejected.
- Please note that it will take several weeks to complete the refund procedure after receiving of your request form.

Should you have any queries, please contact our English help desk.

English help desk Online live chat <https://sonybank.jp/en/inquiry/cs/>



For bank use only

検印	実施	手数料引落	登録	確認	書類受付

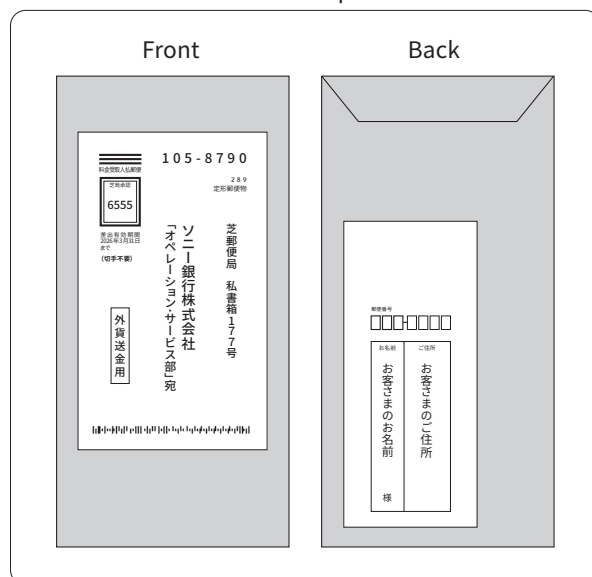
How to prepare the Pre-paid return envelope



The Pre-paid return envelope must be prepared according to the following instructions.
Please use this Sample of the Mailing label for the return envelope.

Instructions

1. Print on white paper without resizing.
 2. Cut along the dotted line.
 3. Put this Mailing label on a regular size envelope (please glue the Mailing label firmly).
- Please fill in your name and address on the back of the envelope.
 - * Tampering, misuse, and alienation to the third party are prohibited.

Use example



		105-8790	
料金受取人払郵便		289 定形郵便物	
<div>芝局承認 6555</div>			
差出有効期間 2026年3月31日 まで (切手不要)			
<div>外貨送金用</div>			
ソニー銀行株式会社 「オペレーション・サービス部」宛		芝郵便局 私書箱177号	
			
		郵便番号 0000-0000	
		お名前 ご住所 様	