

# Outgoing foreign currency remittance inquiry form

**To: Sony Bank Inc.**

Please enter inside the frame.

Requested date (MM/DD/YYYY)						
Address	Postal code 〒					
Telephone number	(            )					
Name						
Account number						

I am inquiring the status of the outgoing foreign currency remittance as follows.

I authorize you to debit the Inquiries fee from my yen savings account.

**1. Please enter your transaction details (refer to details of your outgoing foreign currency remittance).**

Note: Please use capital alphanumeric characters.

Transaction number	PY—
Date (MM/DD/YYYY)	
Currency / Amount	
Beneficiary name	
Beneficiary bank	

**2. Please enter inquiry details.**

--

- **The inquiry request fee is 5,000 yen.** In addition to the fee above, you may be charged other fees and expenses from related banks. The fees will be debited from your account.
- You cannot cancel after your request. Please understand that any fees will not be refunded regardless of inquiry results.

Should you have any queries, please contact our English help desk.

**English help desk Online live chat**    <https://sonybank.jp/en/inquiry/cs/>



For bank use only

検印	実施	手数料引落	登録	確認	書類受付

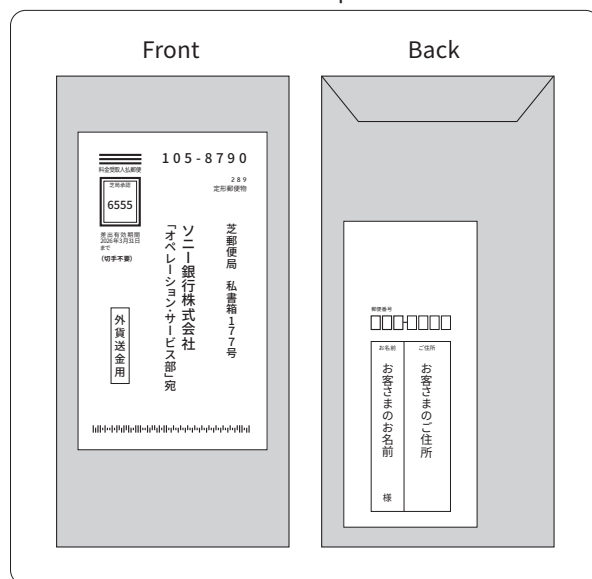
# How to prepare the Pre-paid return envelope



The Pre-paid return envelope must be prepared according to the following instructions.  
Please use this Sample of the Mailing label for the return envelope.

## Instructions

1. Print on white paper without resizing.
  2. Cut along the dotted line.
  3. Put this Mailing label on a regular size envelope (please glue the Mailing label firmly).
- Please fill in your name and address on the back of the envelope.
  - \* Tampering, misuse, and alienation to the third party are prohibited.

Use example



		105-8790	
料金受取人払郵便		289 定形郵便物	
<div>芝局承認 6555</div>			
差出有効期間 2026年3月31日 まで (切手不要)			
<div>外貨送金用</div>			
ソニー銀行株式会社 「オペレーション・サービス部」宛		芝郵便局 私書箱177号	
			
		郵便番号 0000-0000	
		お名前 ご住所 様	